


CDRAD Analyser




Accurate and easy quality assurance

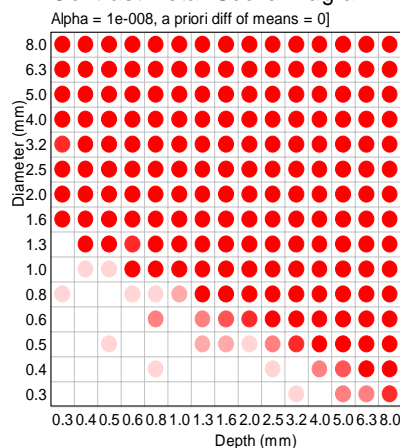
Introduction

- In combination with Artinis CDRAD 2.0 Contrast Detail Phantom
- Easy to use
- A necessity for maintaining quality
- Generates quality reports

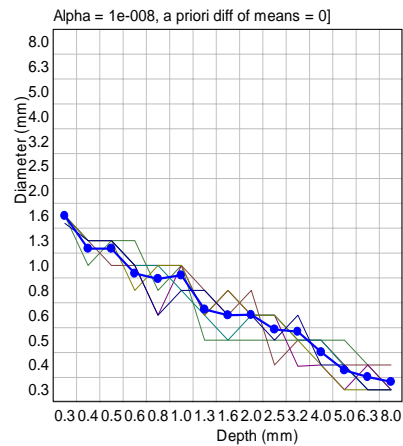
CDRAD 2.0 x-ray image



Contrast Detail Score Diagram



Contrast Detail Curve



Characteristics

- Automatic scoring diagram
- Averaging the score of multiple images
- Contrast Detail curve
- Image quality figure
- Statistically sound
- User definable settings

Company Information

ARTINIS MEDICAL SYSTEMS BV
St. Walburg 4
6671 AS Zetten
The Netherlands

Tel: +31 (0)488 422 710
Fax: +31 (0)488 422 829

Email: askforinfo@artinis.com
Web: www.artinis.com



Formats

- DICOM 3.0
- Monochrome 1 and 2
- Runs on Windows XP® platforms
- Free USB port needed